





V: 100x64mm



100x64mm



K: OS/GS



L: 38x185mm



38x185mm

XH200/300 SERIES: NT and LT REFRIGERATED and MATURING ROOM APPLICATIONS with TEMPERATURE/HUMIDITY MANAGEMENT

- Electronic controllers with temperature and humidity management
- Cooling and heating action for safe storage of products
- Defrost management
- Possibility of excluding humidity control
- Dehumidifying action by cooling circuit
- Running and stopping programmable cycles with different set points (XH300)
- Automatic cycles of extraction fans (XH300)
- Up to 8 push buttons with direct action for user friendly interface
- Direct line power supply 230 (110)Vac. No external transformer required
- Hot Key or Prog Tool Kit connector for quick and easy programming
- Serial connection to monitoring systems
- 10VA max power absorption
- Dual display with red LED (8,0mm high) and yellow LED (5,6mm high) and 14 icons

HOW to ORDER

KEYBOARDS

	H	6	2	0	-	0	0	C	0	0
--	---	---	---	---	---	---	---	---	---	---



For inox version and blue display on T keyboards please contact Dixell

XH240K

X	H	2	4	0	K	-	A	0	0	D	0
---	---	---	---	---	---	---	---	---	---	---	---

XH

X	H		6	0		-	A	0	C	D	0
---	---	--	---	---	--	---	---	---	---	---	---



For inox version and blue display on L format please contact Dixell

A	C	D
Power supply	Buzzer	Measurement unit
2 = 24Vac	0 = No	C = °C - %RH
4 = 110Vac	1 = Yes	F = °F - %RH
5 = 230Vac		

ICON	MEANING
°C	Celsius degrees
°F	Fahrenheit degrees
❄️	Compressor
☀️	Heater control
(!)	Alarm
🌀	Fans
%RH	RH%
↑↑↑	Dehumidifying
↓↓↓	Humidifying
set	Temperature and humidity setting
📊	Running cycle (for XH300)
🕒	Cycle duration setting (for XH300)
💡	Light

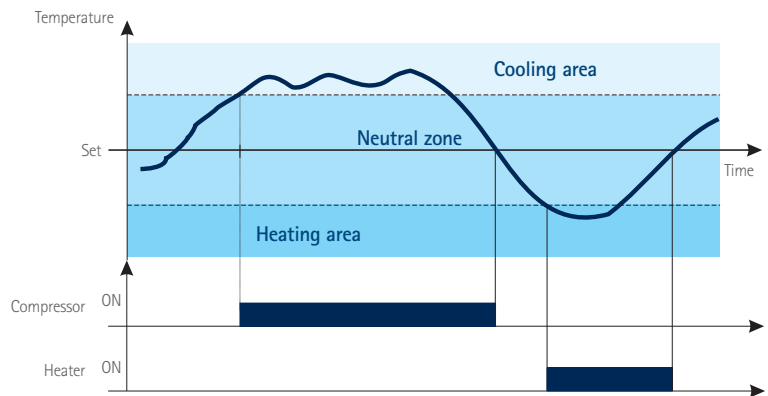


COMPLETE

The **dual display** and the **14 icons** show complete information about the status of the machine. Without the need to enter into the programming mode, all the main functioning of the cooling system are displayed with only one key touch.

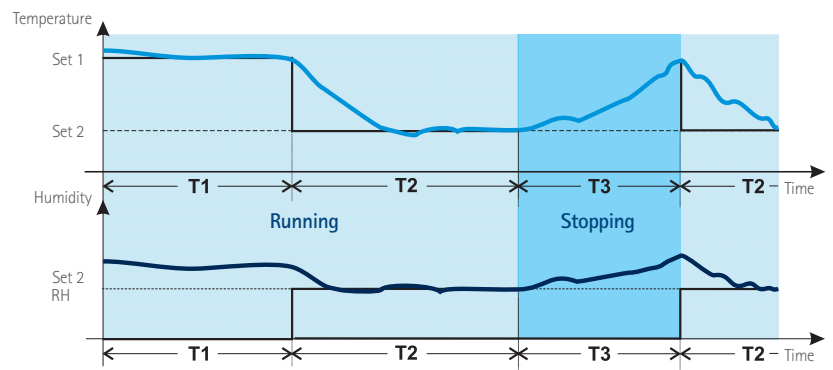
XH200: TEMPERATURE and HUMIDITY CONTROL

A neutral zone algorithm is used both for temperature and humidity. Instruments are provided with a compressor output (with defrost) and heating elements to control temperature. Humidifier and dehumidifier (depending on model) outputs are provided for humidity. This assures both variables are kept inside the set band (neutral zone)



XH300: EXAMPLE of MATURING CYCLE with RUNNING and STOPPING PHASE

- T1: pre-cycle only with temperature control
- T2: cycle with temperature and humidity control
- T3: stopping phase



XH200

CONTROLLER and KEYBOARDS for NT and LT REFRIGERATED ROOMS with TEMPERATURE HUMIDITY MANAGEMENT



K: OS/GS

38x185mm

100x64mm

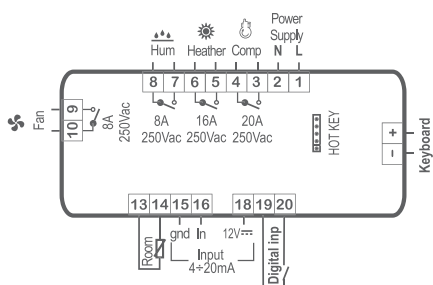
XH240K | Digital controller for NT and LT refrigerated rooms

TH620 | Keyboard (horizontal WING) for XH240K controller

VH620 | Keyboard (vertical WING) for XH240K controller

FEATURES	XH240K	TH620	VH620
First display: n° digits	on keyboard ± 3 d.p.	± 3 d.p.	± 3 d.p.
Second display: n° digits	on keyboard ± 4 d.p.	± 4 d.p.	± 4 d.p.
Keyboard: push buttons	6 (on TH620, VH620)	6	6
Power supply	24, 110, 230Vac	from controller	from controller
Probe inputs			
Thermostat	NTC		
Defrost			
Humidity	4÷20mA		
Digital inputs			
Heater safety, door switch	config		
Relay outputs			
Compressor	20A		
Defrost			
Defrost, extractor fans			
Fans	8A		
Heater control	16A		
Humidifying	8A		
Dehumidifying, light			
Other			
Hot Key/Prog Tool Kit output	pres		
Serial output	TTL		
Buzzer	on keyboard	opt	opt

XH240K



The POWER MODULE in K FORMAT is AVAILABLE in 2 DIFFERENT VERSIONS

OS: open board

GS: standard plastic housing 190x140x70mm



CONTROLLERS for NT and LT REFRIGERATED and MATURING ROOMS with TEMPERATURE HUMIDITY MANAGEMENT

XH200/300

XH260L
XH260V

Digital controllers for NT and LT refrigerated rooms with defrost management

XH360L
XH360V

Digital controllers for maturing rooms with running and stopping cycles, timed cycles, cooling and heating action and defrost

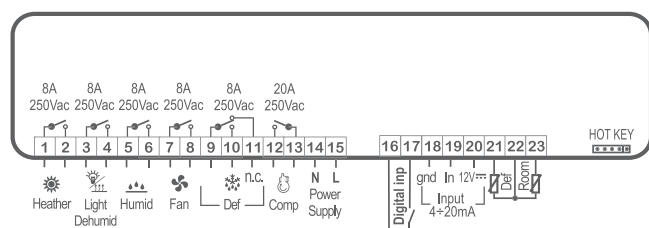


L: 38x185mm

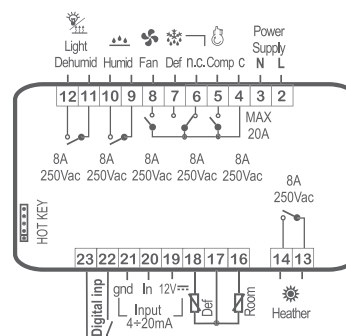
V: 100x64mm

FEATURES	XH260L	XH260V	XH360L	XH360V
First display: n° digits	± 3 d.p.	± 3 d.p.	± 3 d.p.	± 3 d.p.
Second display: n° digits	± 4 d.p.	± 4 d.p.	± 4 d.p.	± 4 d.p.
Keyboard: push buttons	6	6	8	8
Power supply	24, 110, 230Vac	24, 110, 230Vac	24, 110, 230Vac	24, 110, 230Vac
Probe inputs				
Thermostat	NTC	NTC	NTC	NTC
Defrost	NTC	NTC	NTC	NTC
Humidity	4÷20mA	4÷20mA	4÷20mA	4÷20mA
Digital inputs				
Heater safety, door switch	config	config	config	config
Relay outputs				
Compressor	20A	8A	20A	8A
Defrost	8A	8A		
Defrost, extractor fans			8A	8A
Fans	8A	8A	8A	8A
Heater control	8A	8A	8A	8A
Humidifying	8A	8A	8A	8A
Dehumidifying, light	8A	8A	8A	8A
Other				
Hot Key/Prog Tool Kit output	pres	pres	pres	pres
Serial output	TTL	TTL	TTL	TTL
Buzzer	opt	opt	opt	opt

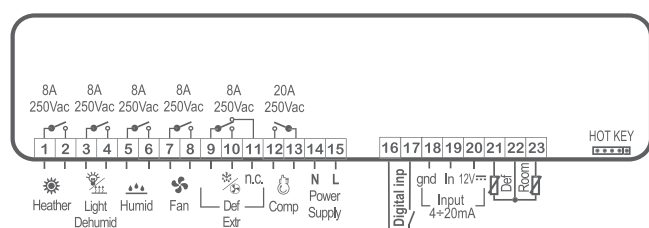
XH260L



XH260V



XH360L



XH360V

